

Proximity Sensors Capacitive Thermoplastic Polyester Housing Types CA, M12, DC, Teach-in

TRIPLESIELD™

CARLO GAVAZZI



- Featuring **TRIPLESIELD™** Sensor Protection
- Sensing distance: 0.5 - 8 mm
- Teach-in of sensing distance via push-button or COM-input
- Automatic detection of NPN or PNP load
- Selectable make or break switching by means of Teach-in function
- Protection: Short-circuit, transients and reverse polarity
- Humidity compensation
- Alarm output
- 5 years of warranty
- On request: Delay on output. New line autotune to compensate for heavy dirt build-up

Product Description

Capacitive proximity switches with a sensing distance of either 6 mm flush mounted in metal or 8 mm non-flush mounted. The switching points can be altered by means of the

Teach-in function. 3-wire DC output with selectable make (NO) or break (NC) switching and NPN Alarm. Grey polyester housing with 2 m PVC cable or M12 plug.

Ordering Key

CA12CLC10BPM1

Capacitive proximity switch
 Housing diameter (mm)
 Housing material
 Housing length
 Detection principle
 Rated operating dist. (mm)
 Output type
 Output configuration
 Connection type

Type Selection

Housing diameter	Rated operating distance (S _r)	Ordering no. Cable	Ordering no. Plug
M12	8 mm	CA12CLC10BP	CA12CLC10BPM1

Specifications

Sensing range (S_d)	0.5 - 8 mm factory set at 8 mm	Indication	For output ON For safe/unsafe	LED, yellow LED, green
Sensitivity	Adjustable (Teach-in)	Environment	Degree of protection Operating temperature Storage temperature	IP 68 -20 to +85°C (-4 to +185°F) -40 to +85°C (-40 to +176°F)
Effective operating dist. (S_r)	0.9 x S _n ≤ S _r ≤ 1.1 x S _n	Housing material	Body Cable end Nuts	Grey, thermoplastic polyester Polyester, softened Black, PA12 Grilamid
Usable operating dist. (S_u)	0.8 x S _r ≤ S _u ≤ 1.2 x S _r	Connection	Cable Plug (M1) Cable for plug (M1)	Grey, 2 m, 4 x 0.25 mm ² Oil proof, PVC M12 x 1 CON.1A-series
Repeat accuracy (R)	≤ 5%	Weight	Cable version Plug version	110 g 30 g
Hysteresis (H)	Depending on Teach-in	Approvals		UL, CSA
Rated operational volt. (U_B)	10 to 40 VDC (ripple incl.)	CE-marking		Yes
Ripple	≤ 10%			
Rated operational current (I_o)	≤ 250 mA (continuous)			
No-load supply current (I_o)	≤ 12 mA			
Voltage drop (U_d)	≤ 2.5 VDC @ max. load			
Protection	Short-circuit, reverse polarity, transients			
TRIPLESIELD™ protection				
Electrostatic discharge	30 kV			
Burst	3 kV			
Airborne HF	> 15 V/m			
Wire-conducted noise	> 10 V _{rms}			
Frequency of operating cycles (f)	15 Hz			



Adjustment Guide

The environments in which capacitive sensors are installed can often be unstable regarding temperature, humidity, object distance and industrial (noise) interference. Because of this, Carlo Gavazzi offers as standard features in all

TRIPLESHIELD™ capacitive sensors a user-friendly sensitivity adjustment instead of having a fixed sensing range, extended sensing range to accommodate mechanically demanding areas, temperature stability to ensure minimum

need for adjusting sensitivity if temperature varies and high immunity to electromagnetic interference (EMI).

Note:
Sensors are factory set (default) to nominal sensing range S_n .

Installation Hints

Capacitive sensors have the unique ability to detect almost all materials, either in liquid or solid form. Capacitive sensors can detect metallic as well as non-metallic objects, however, their traditional use is for non-metallic materials such as:

- **Plastics Industry**
Resins, regrinds or moulded products.

- **Chemical Industry**
Cleansers, fertilisers, liquid soaps, corrosives and petrochemicals.

- **Wood Industry**
Saw dust, paper products, door and window frames.

- **Ceramic & Glass Industry**
Raw material, clay or finished products, bottles.

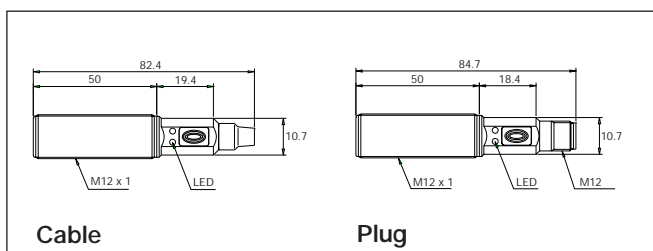
- **Packaging Industry**
Package inspection for level or contents, dry goods, fruits and vegetables, dairy products.

Materials are detected due to their dielectric constant. The bigger the size of an object, the higher the density of material, the better or easier it is to detect the object. Nominal sensing distance for a capaci-

tive sensor is referenced to a grounded metal plate (ST37). For additional information regarding dielectric ratings of materials please refer to Technical Information.

<p><i>To avoid interference from inductive voltage/current peaks, separate the prox. switch power cables from any other power cables, e.g. motor, contactor or solenoid cables</i></p>	<p><i>Relief of cable strain</i></p> <p>Not correct</p> <p>Correct</p> <p>The cable should not be pulled</p>	<p><i>Protection of the sensing face</i></p> <p>A proximity switch should not serve as mechanical stop</p>	<p><i>Switch mounted on mobile carrier</i></p> <p>Any repetitive flexing of the cable should be avoided</p>
--	--	--	---

Dimensions



Accessories

- Plugs CON.1A.. series.

For further information please refer to "Accessories".

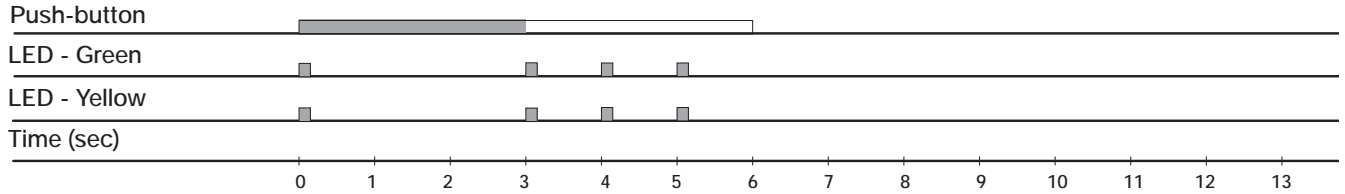
Delivery Contents

- Capacitive switch: CA..CLC..BP.
- **Packaging:** Cardboard box
- Installation & Adjustment Guide (MAN CAP ENG/GER)

Teach-in Guide

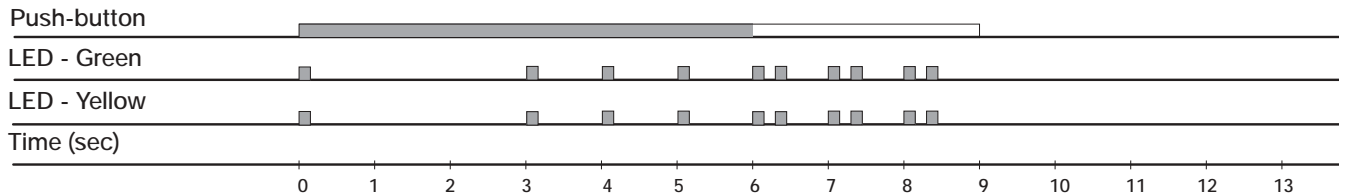
Adjustment - Background No target present

Press push-button >3 seconds until LED's are flashing one time per second. The background will be calibrated when the push-button is released during the following 3 seconds



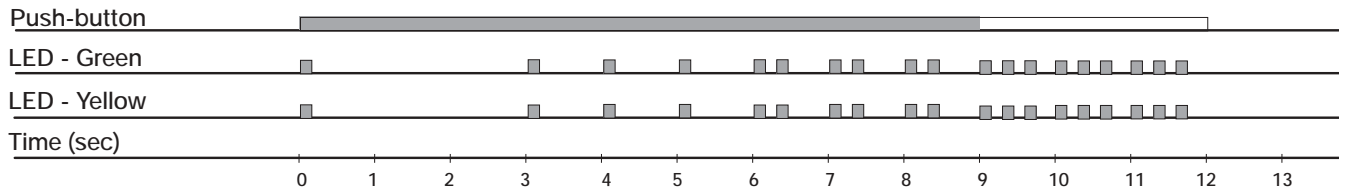
Adjustment - Object Target present

Press push-button >6 seconds until LED's are flashing two times per second. The object will be calibrated when the push-button is released during the following 3 seconds



Adjustment - NO - NC

Press push-button >9 sec. until LED's are flashing three times per second. The status of NO-NC will toggle when the push-button is released during the following 3 seconds



Releasing the push-button after 12 sec. returns the sensor to factory settings.

Wiring Diagram

